


52004180	DATA SHEET	
Internal		
Valid from: 30.05.2025	SKINDICHT® RWV / RWV O. E+D	

The SKINDICHT® RWV is a cast zinc cable gland with 90° elbow. The locknut enables the angle gland to be secured in any position.



Components:

Angular housing	Zinc die-casting
Pressure washer	Steel, zinc-plated
Pressure screw	Brass, nickel-plated
Locknut	Brass, nickel-plated
Incised sealing ring	CR
O-ring	NBR

Technical features:

Connecting thread	PG7 up to PG29 acc. to DIN 40430
Protection class	IP55 acc. to EN 60529
Temperature range	-20 °C up to +80 °C -20 °C up to +100 °C (without E+D (sealing and pressure nut))

Norm references:

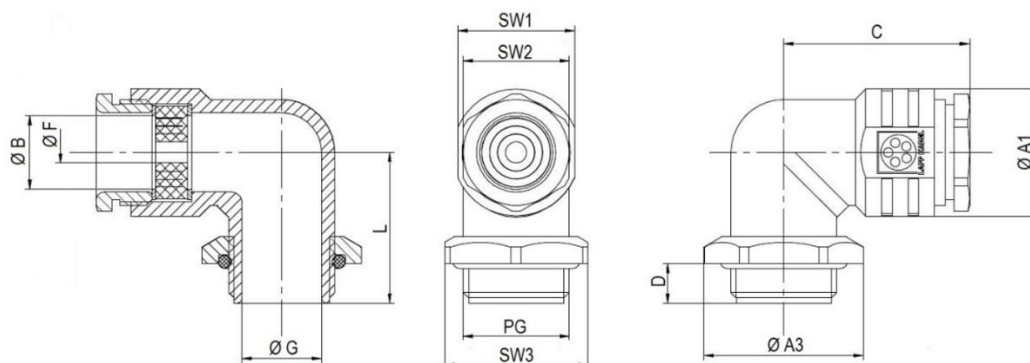


For more information, please see our current catalogue. Please do not hesitate to contact our laboratory if there are any questions regarding resistance against aggressive agents and special oil.

Creator: FICE1/PDP Released: VACH1/PDP	Document: DB52004180EN Version: 04	Page 1 of 2
---	---------------------------------------	-------------

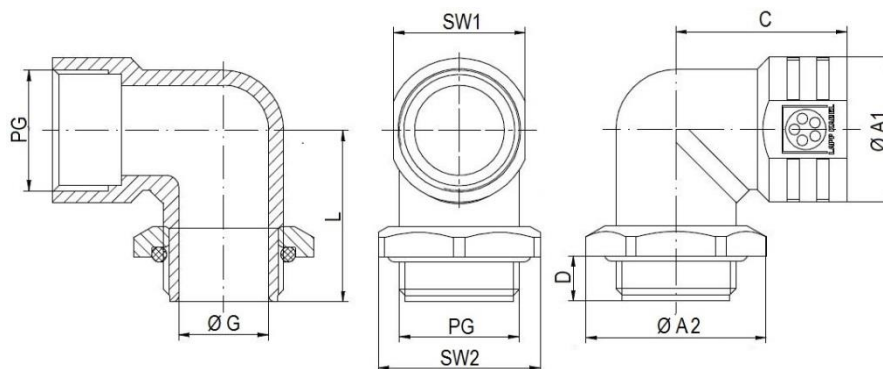
52004180	DATA SHEET	
Internal		
Valid from: 30.05.2025	SKINDICHT® RWV / RWV O. E+D	

SKINDICHT® RWV



PG	SW1 [mm]	SW2 [mm]	SW3 [mm]	Ø A1 [mm]	Ø A3 [mm]	C [mm]	D [mm]	Ø F [mm] incised sealing ring	Ø B [mm]	Ø G [mm]	L [mm]	O-Ring [mm]	Article No.
PG7	14	13	15	15,3	16,6	26,0	5,7	5	8	9,0	20,5	10x1,5	52004180
PG9	17	15	18	18,3	20,0	28,0	6,7	5/8	10	11,2	23,5	13x1,5	52004190
PG11	20	18	21	21,9	23,5	31,5	7,0	7/10/12,5	12	14,6	26,0	16x1,5	52004200
PG13,5	22	20	23	24,0	25,5	34,5	7,5	7/10,5/13/16	14	16,2	28,5	18x1,5	52004210
PG16	24	22	26	26,1	29,0	35,5	8,0	8/10,5/13,5/16	16	18,2	31,0	20x1,5	52004220
PG21	30	28	32	32,5	35,5	42,5	8,0	11/15/18/20	21	23,8	33,5	26x2	52005420
PG29	40	37	41	42,0	45,0	49,0	9,0	18/23/27/31	30	32,0	43,0	34x2	52004225

SKINDICHT® RWV O. E+D



PG	SW1 [mm]	SW2 [mm]	Ø A1 [mm]	Ø A2 [mm]	C [mm]	D [mm]	Ø G [mm]	L [mm]	O-Ring [mm]	Article No.
PG7	13	15	15,3	16,6	20,2	5,7	9,0	20,5	10x1,5	52024020
PG9	15	18	18,3	20,0	21,8	6,7	11,2	23,5	13x1,5	52023970
PG11	18	21	21,9	23,5	24,9	7,0	14,6	26,0	16x1,5	52023980
PG13,5	20	23	24,0	25,5	27,4	7,5	16,2	28,5	18x1,5	52023990
PG16	22	26	26,1	29,0	28,5	8,0	18,2	31,0	20x1,5	52024000
PG21	28	32	32,5	35,5	34,8	8,0	23,8	33,5	26x2	52024010
PG29	37	41	42,0	45,0	41,2	9,0	32,0	43,0	34x2	52024015