

RPI-P-UNI



installation relays



RPI-1P-UNI



RPI-3P-UNI

- **Installation relays - electromagnetic**
- Cadmium - free contacts 1 CO, 2 CO, 3 CO • AC/DC input voltages
- Cover - modular, width 17,5 mm • Direct mounting on 35 mm rail mount acc. to EN 60715 • Applications: automatic systems in buildings - in cooperation with control timers, switches, push buttons; electric systems; industrial automation and power engineering automation; switchgears of modular equipment
- Recognitions, certifications, directives: RoHS,  

Output circuit - contact data

Number and type of contacts	1 CO	2 CO, 3 CO
Contact material	AgSnO₂	
Max. switching voltage	300 V AC / 300 V DC	
Min. switching voltage	10 V	
Rated load	AC1	16 A / 250 V AC
	DC1	16 A / 24 V DC
Min. switching current	10 mA	
Max. make current	30 A	15 A
Rated current	16 A	8 A
Max. breaking capacity	AC1	4 000 VA
Min. breaking capacity	1 W	
Contact resistance	≤ 100 mΩ	
Max. operating frequency	• at rated load AC1	600 cycles/hour
	• no load	72 000 cycles/hour

Input circuit

Rated voltage	AC: 50/60 Hz AC/DC	12...240 V	terminals (+)A1, (-)A2
Must release voltage		AC: ≥ 0,15 U _n	DC: ≥ 0,05 U _n
Operating range of supply voltage		0,85...1,1 U _n	
Rated power consumption		≤ 1,5 W	
Range of supply frequency	AC	48...63 Hz	

Insulation according to EN 60664-1

Insulation rated voltage	250 V AC		
Rated surge voltage	4 000 V 1,2 / 50 μs		
Overvoltage category	III		
Insulation pollution degree	2		
Flammability class	V-0	for modular cover, UL 94	
Dielectric strength	• input - output	4 000 V AC	type of insulation: basic
	• contact clearance	1 000 V AC	type of clearance: micro-disconnection
	• pole - pole	2 000 V AC	contacts 2 CO, 3 CO, type of insulation: basic

General data

Electrical life	• resistive AC1	> 0,5 x 10 ⁵	16 A, 8 A, 250 V AC
Mechanical life (cycles)		> 10 ⁷	
Dimensions (L x W x H)		90 ① x 17,5 x 64,6 mm	
Weight		60 g	65 g
Ambient temperature	• storage	-40...+70 °C	
(non-condensation and/or icing)	• operating	-20...+50 °C	
Cover protection category		IP 20	EN 60529
Relative humidity		up to 85%	
Shock resistance		15 g (11 ms)	
Vibration resistance	(NO/NC)	9 g / 5 g 10...150 Hz	

The data in bold type relate to the standard versions of the relays. ① Length with 35 mm rail catches: 98,8 mm.

Table of codes

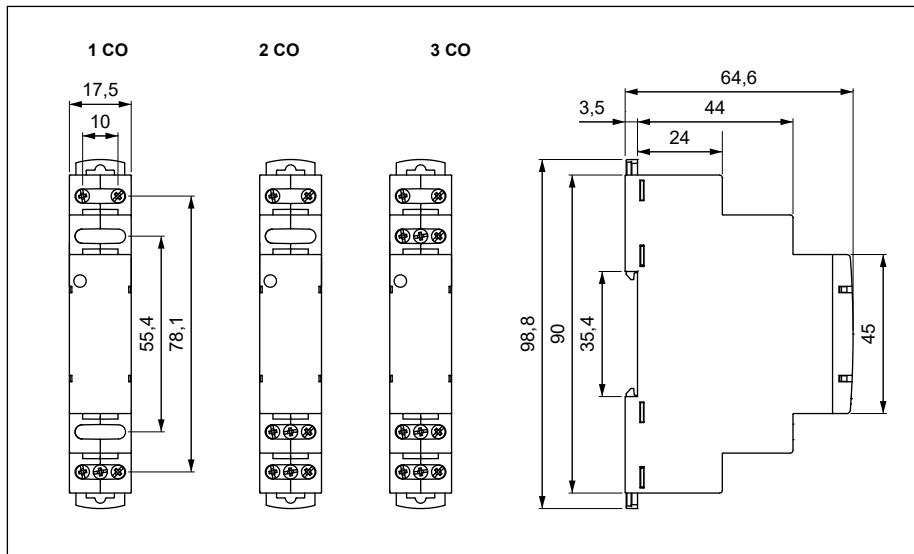
Table 1

Installation relay code			Rated input voltage
with 1 CO contact	with 2 CO contacts	with 3 CO contacts	
RPI-1P-UNI	RPI-2P-UNI	RPI-3P-UNI	12...240 V AC/DC AC: 50/60 Hz

PRECAUTIONS:

1. Ensure that the parameters of the product described in its specification provide a safety margin for the appropriate operation of the device or system and never use the product in circumstances which exceed the parameters of the product. 2. Never touch any live parts of the device. 3. Ensure that the product has been connected correctly. An incorrect connection may cause malfunction, excessive heating or risk of fire. 4. In case of any risk of any serious material loss or death or injuries of humans or animals, the devices or systems shall be designed so to equip them with double safety system to guarantee their reliable operation.

Dimensions




Mounting


Relays **RPI-P-UNI** are designed for direct mounting on 35 mm rail mount acc. to EN 60715. Operational position - any. **Connections:** max. cross section of the cables: 1 x 2,5 mm² (1 x 14 AWG), stripping length: 6,5 mm, max. tightening moment for the terminal: 0,5 Nm.



Green LED:
signalling the operation status of the relay (is illuminated permanently - correct supply).

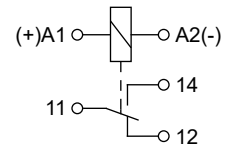


Two catches:
easy mounting on 35 mm rail, firm hold (top and bottom).

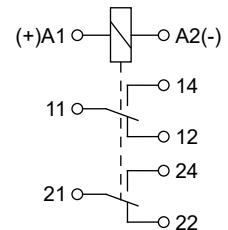


Mounting wires in clamps:
universal screw (cross-recessed or slotted head).

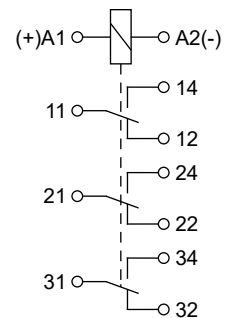
Connection diagrams



1 CO

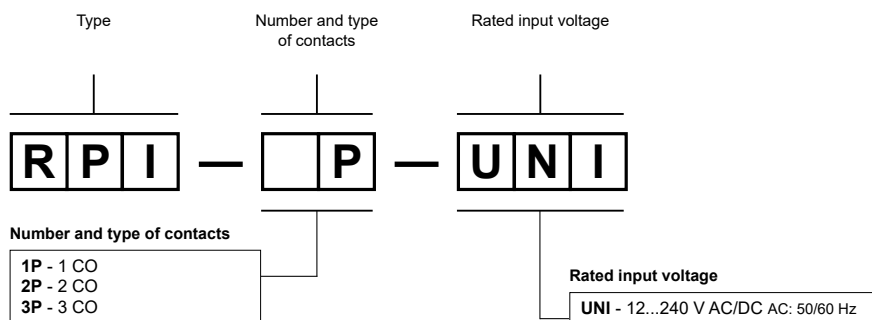


2 CO



3 CO

Ordering codes



② Ordering codes **RPI-P-UNI** are specified in Table 1, "Installation relay code" column.

Example of ordering codes ②:

RPI-3P-UNI

relay **RPI-P-UNI**, cover - modular, width 17,5 mm, three changeover contacts, contact material AgSnO₂, rated input voltage 12...240 V AC/DC AC: 50/60 Hz