



Scan the QR-code
for all VIVARES
components
by LEDVANCE

LIGHT MANAGEMENT IS VIVARES

OVERVIEW OF DALI-2 LIGHT MANAGEMENT SYSTEMS


MULTI
ZONE

MULTI ZONE SOLUTIONS

(recommended for up to 1 000 m²)

SINGLE
ZONE

SINGLE ZONE SOLUTIONS

(recommended for up to 200 m²)

CONTROL UNITS / APPS



FLEX CU
IoT DALI-2 HCL TW



FLEX CU FLUSH MOUNT
DALI-2 TW



FLEX CU
DALI-2 TW



FLEX CU RTC
DALI-2 HCL TW



MCU TOUCH
DALI-2



MCU TOUCH
DALI-2 TW



MCU SELECT
DALI-2



MCU SELECT
DALI-2 TW



MCU SELECT
DALI-2 EXC' TW




PCU FM
DALI-2 TW

IoT-ready DALI-2 control unit		DALI-2 control units with Bluetooth interface for App connection		Touch display dimmer	Rotary dimmer	DALI-2 interface for push buttons
4058075841888		4058075841901, 4058075843844	4058075841925	4058075837546, 4058075837560	4058075837485, 4058075837508, 4058075837522	4058075837584
128		32	32	25 <small>(max. 100 with up to 4 DALI-2 MCU TOUCH versions)</small>	25 <small>(max. 100 with up to 4 DALI-2 MCU SELECT versions)</small>	25 <small>(max. 100 with up to 4 DALI-2 PCU)</small>
DALI-2		DALI-2	DALI-2	DALI-2	DALI-2	DALI-2
Software		App	App	Plug & Play	Plug & Play	Plug & Play
●		●	●			
●		●	●	●	●	●
●		●	●	● (TW versions)	● (TW versions)	●
●						
●		●	●	●	●	●
●		●	●			
●		●	●			
●		●	●			
●			●			
●			●			
●						
●						
●						
●						
●						
●						
●						
●						
●						
●						
●						
●						
●						
●						
●						
●						
●						
●						
●						
●						
●						
●						
●						
●						
●						
●						
●						
●						
●						
●						
●						
●						
●						
●						
●						
●						
●						
●						
●						
●						
●						
●						
●						
●						
●						
●						
●						
●						
●						
●						
●						
●						
●						
●						
●						
●						
●						
●						
●						
●						
●						
●						
●						
●						
●						
●						
●						
●						
●						
●						
●						



RECOMMENDED APPLICATION OF LEDVANCE LUMINAIRE FAMILIES, SENSORS, PUSHBUTTON COUPLERS AND DALI-2 SYSTEM EXTENSIONS

OFFICES & MEDICAL PRACTICES



Panel luminaires



Downlights



BIOLUX HCL Tunable White luminaires



Spotlights



Suspended and surface-mounted luminaires (EVERLOOP)



Linear surface luminaires



Wall and ceiling luminaires



SENSOR DALI-2 LS-PD-6 IR CI



SENSOR DALI-2 LS-PD-8 IR CI



SENSOR DALI-2 LS-PD-40X5 IR CI





SENSOR DALI-2 LS-PD-24 IR CM

* Compatible with sensors having switch mains voltage contact



PUSHBUTTON COUPLER DALI-2

SCHOOLS & CLASSROOMS



Panel luminaires



Downlights



BIOLUX HCL Tunable White luminaires



Linear surface luminaires



Wall and ceiling luminaires



SENSOR DALI-2 LS-PD-6 IR CI



SENSOR DALI-2 LS-PD-8 IR CI



SENSOR DALI-2 LS-PD-40X5 IR CI




SENSOR DALI-2 LS-PD-24 IR CM

* Compatible with sensors having switch mains voltage contact



PUSHBUTTON COUPLER DALI-2

FACTORIES & WAREHOUSES



Low-bay luminaires (Flex P)



Damp-proof luminaires



Trusys Flex trunking system



SENSOR DALI-2 LS-PD-HB-21 IR CM



PUSHBUTTON COUPLER DALI-2

DALI-2 SYSTEM EXTENSION COMPONENTS



RELAY DALI-2 RM, RELAY DALI-2 CM



REPEATER DALI-2 RM, REPEATER DALI-2 CM



REPEATER DALI-2 RM, REPEATER DALI-2 CM



VIVARES LIGHT MANAGEMENT SYSTEMS
BEST ENERGY SAVINGS – BEYOND LED.

Abbreviations

CU: Control Unit
RTC = Real time clock

¹ Exchangeable cover
² DLH: Daylight harvesting
³ Building Management System

Sensor abbreviations

LS: Light sensor
PD: Presence detection
IR: Infrared
CI: Ceiling installation
CM: Ceiling mounting
HB: High bay



Scan the QR-code
for all VIVARES
components
by LEDVANCE

LIGHT MANAGEMENT IS VIVARES

OVERVIEW OF ZIGBEE LIGHT MANAGEMENT SYSTEMS

LEDVANCE

MULTI ZONE
MULTI ZONE SOLUTIONS
(recommended for up to 1000 m²)

SINGLE ZONE
SINGLE ZONE SOLUTIONS
(recommended for up to 200 m²)

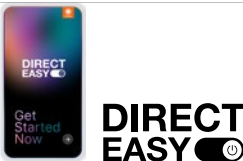
CONTROL UNITS / APPS



VIVARES ZB
CONTROL



BIOLUX HCL
CONTROL UNIT S ZB



DIRECT
EASY



	Components	Manage large lighting installations with ease	Experience quality of light for well-being in small office spaces	Quick and easy installation of dimmable lighting with energy saving features
	EAN (GTIN)	4058075427488	4058075724624	
	Maximum number of luminaires/ components per control unit/system	200	48	40 per zone
	Certified technology	Zigbee 3.0	Zigbee 3.0	Zigbee Direct
	Commissioning/Configuration	Software/App	App	App
	Manual light control via User-App			
	Dimming	●	●	●
	TW	●	●	●
	RGBW			●
	Occupancy	●	●	●
	Daylight harvesting (DLH)	●		●
	Grouping	●		●
	Scene	●	●	●
	Schedule	●	●	
	LEDVANCE BIOLUX HCL Curve	●	●	
	LEDVANCE BIOLUX HCL+ DLH²	●	●	
	Remote access	●		
	LAN Interconnect			
	Cloud/EMMA	●		

RECOMMENDED APPLICATION OF LEDVANCE LUMINAIRE FAMILIES, SENSORS, PUSHBUTTON COUPLERS AND DIRECT EASY COMPONENTS

OFFICES & MEDICAL PRACTICES



BIOLUX HCL Tunable White luminaires,
Downlights,
Panel luminaires,
Suspended and surface-mounted luminaires (EVERLOOP)



BIOLUX HCL
TW PANEL



BIOLUX HCL
TW DOWNLIGHT



LED STRIPS TW



BIOLUX HCL
TW PANEL



BIOLUX HCL
TW DOWNLIGHT



DOWNLIGHT
COMFORT



BULKHEAD
ROUND



PL COMPACT /
FLEX / PROTECT



PANEL
COMFORT 1200




PANEL
SURFACE



SURFACE
CIRCULAR 500



LINEAR
SURFACE IP44



LED STRIPS TW



ZIGBEE
SENSORS



ZIGBEE
SENSORS



SENSOR DIRECT
LS-PD-7 IR CI ZB



ZIGBEE PUSH-
BUTTON COUPLER



MCU SELECT
DIRECT



LED STRIP
CONTROL DIRECT



MCU SELECT
DIRECT



SWITCH KINETIC
DIRECT



LED STRIP
CONTROL DIRECT

SCHOOLS & CLASSROOMS



Linear surface luminaires,
Panel luminaires,
Suspended and surface-mounted luminaires (EVERLOOP)



BIOLUX HCL
TW PANEL



BIOLUX HCL
TW DOWNLIGHT



LED STRIPS TW



BIOLUX HCL
TW PANEL



BIOLUX HCL
TW DOWNLIGHT



DOWNLIGHT
COMFORT



BULKHEAD
ROUND



PL COMPACT /
FLEX / PROTECT



PANEL
COMFORT 1200




PANEL
SURFACE



SURFACE
CIRCULAR 500



LINEAR
SURFACE IP44



LED STRIPS TW



ZIGBEE
SENSORS



ZIGBEE
SENSORS



SENSOR DIRECT
LS-PD-7 IR CI ZB



ZIGBEE PUSH-
BUTTON COUPLER



MCU SELECT
DIRECT



LED STRIP
CONTROL DIRECT



MCU SELECT
DIRECT



SWITCH KINETIC
DIRECT



LED STRIP
CONTROL DIRECT



VIVARES LIGHT MANAGEMENT SYSTEMS

BEST ENERGY SAVINGS – BEYOND LED.

Abbreviations

CU: Control Unit
RTC = Real time clock

¹ Exchangeable cover

² DLH: Daylight harvesting

³ Building Management System

Sensor abbreviations

LS: Light sensor
PD: Presence detection
IR: Infrared

CI: Ceiling installation

CM: Ceiling mounting

HB: High bay