


Panel LED

Series STANDARD

IP30 | 110lm/W

For ceiling, suspended and surface mounting installation

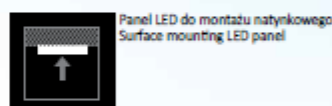
All panels optional available with 1-10, DALI drivers.
Wszystkie panele opcjonalnie dostępne z zasilaczami 1-10V, DALI




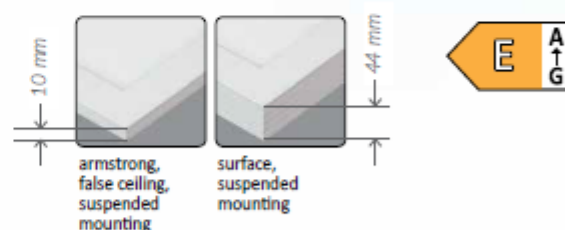
LOR4060ST		40W	4000 K
40W	4x18W	IP30	
lumen 4400 lm	60x60 cm	120°	CRI(RA) >80
		Kelvin 4000	PF >0,9

LOR4060STLG44		40W	4000 K
40W	4x18W	IP44	
lumen 4400 lm	60x60 cm	120°	CRI(RA) >80
		Kelvin 6000	PF >0,9

LOR4060STLGSM		40W	4000 K
40W	4x18W	IP30	
lumen 4400 lm	60x60 cm	120°	CRI(RA) >80
		Kelvin 4000	PF >0,9



LOR40120ST		40W	4000 K
lumen 4400 lm	30x120 cm	120°	CRI(RA) >80
		Kelvin 4000	PF >0,9
40W	2x36W	IP30	



25 000 h
>25 000
<1s

Q	WATT	IP	Lumen	Beam	Volt	Color	CRI	COS φ	Power Factor	EAN	EEI	Size
LOR4060ST	40W	30	4400lm	120°	200-240V	4000K	>80	>0,9		5907377256755	E	595x595x10mm
LOR4060STLG44	40W	44	4400lm	120°	200-240V	4000K	>80	>0,9		5901087211417	E	595x595x10mm
LOR4060STLGSM	40W	30	4400lm	120°	200-240V	4000K	>80	>0,9		5901087202040	E	595x595x44mm
LOR40120ST	40W	30	4400lm	120°	200-240V	4000K	>80	>0,9		5907377256762	E	295x1195x10mm