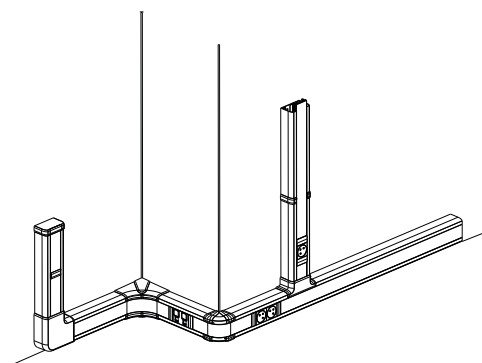


Flexible cover snap-on DLP trunking

Cat. no(s) : 0 105 80 - 0 110 20/22/24 - 0 310 69 - 0 756 01 to 04/06/08/09/11 to 14/16/21 to 24/26 - 0 756 31 to 34/36/41 to 44/46/61 to 63/66/67/69/71/72/75 /76/81/88/90 - 0 765 42/46 - 0 771 00L - 0 772 02/03/22/32L/33L/42/43 - 0 791 65L/76L - 0 794 61 L



1. USE

Snap-on DLP trunking provides:

- the distribution, the protection and the junction of the various cables in an electrical installation.
- trunkings, finishing accessories (end, cover joint, body joint, internal & external angle, flat angle, junction)
- all the easy ways/advantages for the installation.
- the compliance with the norm EN 50085-2-1, safety and technical performance.
- a flexibility with the installation and maintenance.

Direct snap-on of all the functions of the Mosaic Program (and also the sockets of the market) = by associating the accessory of installation (soluclip)

Direct snap-on of the sockets for trunking Programs Mosaic and RJ45 with integrated accessory = optimal solution for the installation of the sockets into direct clipping trunking.

8 references of trunkings delivered with a cover of 45mm for clips of the equipment on all the range.

This trunking allows the universal direct snap-on of all the mechanisms 45x45 of the market.

Total harmony between trunkings and wiring devices (same RAL).


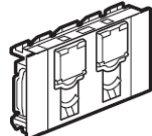
Color-coded communication on products packaging.

- System label on the packaging to facilitate product selection.
- Flexible cover with double fixing, efficient, easy to install and fits angles for impeccable aesthetic finish.
- Clipping and variability of angles.
- Fish-plate body joint that allows a single person to install a 2 meter length.
- Pre-drilling of the trunking bodies with 2 and 3 compartments.

1. USE (cont.)

The snap-on trunkings as well as the new Legrand sockets for flexible cover snap-on DLP trunking (power, polarized power, and low current) offer innovative functions such as anti-slip and anti-pull-out of devices, maintaining IP40, and perfect finishing.

Examples of:

Standard sockets	RJ45 sockets
	

The IP40 is maintained throughout the cable management (trunking & accessories).

The cover cut covering function, closely linked to the IP40 maintenance function, ensures an impeccable aesthetic for each cover cut without the installer having to worry about the quality of the cut (angular cutting defect concealed). This function also allows for a perfect junction between the device and the cover, avoiding the gaps often seen between the trim of a socket and the cover of a snap-on trunking.

The anti-pullout function prevents the need to re-intervene on the site due to poor device retention in the trunking. The safety of the installation is also enhanced by this function, eliminating the possibility of a socket being torn out by an end user (by pulling hard on a cord or tripping over cords).

Thanks to the anti-slip function, installers will appreciate not experiencing unintended movement of devices during the various installation phases (placement, wiring, branching, closing covers), which could lead to device misplacement or disconnection.

Flexible cover snap-on
DLP trunking

Cat. no(s) : 0 105 80 - 0 110 20/22/24 - 0 310 69 - 0 756 01 to 04/06/08/09/11 to 14/16/21 to 24/26 - 0 756 31 to 34/36/41 to 44/46/61 to 63/66/67/69/71/72/75/76/81 /88/90 - 0 765 42/46 - 0 771 00L - 0 772 02/03/22/32L/33L/42/43 - 0 791 65L/76L - 0 794 61 L

2. RANGE

■ 2.1 Snap-on trunking (body + cover)

White color

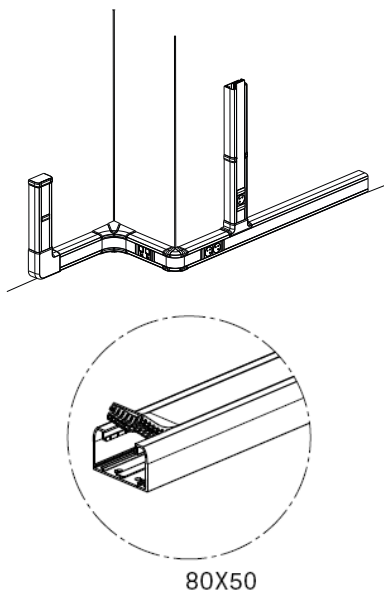
Fixing by:

- wall plugs for immediate fixing (without screw nor nail ref. 0 308 99)
- DLP rapid wall plug ref 0 308 97 (for 10mm maxi plasterboard walls at least 20mm away from the concrete surface)
- screw, nails...

Cut out using a saw (standard hacksaw)

2.1.1 - 1 Compartment trunking

2.1.1.1 50 x 80



	Cat. nos (body+cover)	Length (m)
	0 756 01	2
	0 110 20	2,5

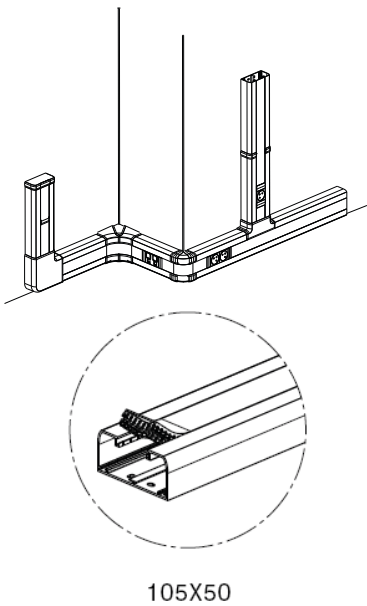
Wiring capacity

Maxi diameter: 38mm
Cross-section : 2934mm²

50x80	Maxi capacity (A)	Capacity with Mosaic wiring devices (A)
1,5 mm ²	177	94
2,5 mm ²	131	70
4 mm ²	115	61
6 mm ²	85	45
3x1,5 mm ²	26	13
3x2,5 mm ²	19	10
UTP & FTP Cat. 6	58	31

2. RANGE (cont.)

2.1.1.2 50x105



	Cat. nos (body+cover)	Length (m)
	0 756 02	2

Wiring capacity

Maxi diameter: 38mm
Cross-section: 4098mm²

50x105	Maxi capacity (A)	Capacity with Mosaic wiring devices (A)
1,5 mm ²	248	165
2,5 mm ²	184	122
4 mm ²	161	107
6 mm ²	119	79
3x1,5 mm ²	36	24
3x2,5 mm ²	26	17
UTP & FTP Cat. 6	81	54

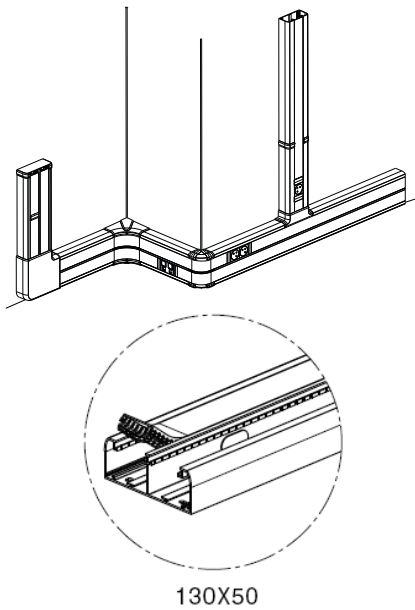
Flexible cover snap-on
DLP trunking

Cat. no(s) : 0 105 80 - 0 110 20/22/24 - 0 310 69 - 0 756 01 to 04/06/08/09/11 to 14/16/21 to 24/26 - 0 756 31 to 34/36/41 to 44/46/61 to 63/66/67/69/71/72/75/76/ 81/88/90 - 0 765 42/46 - 0 771 00L - 0 772 02/03/22/32L/33L/42/43 - 0 791 65L/76L - 0 794 61 L

2. RANGE (cont.)

2.1.2 - 2 Compartments trunking

2.1.2.1 50x130



	Cat. nos (body+cover)	Length (m)
	0 756 03	2
	0 110 22	2,50

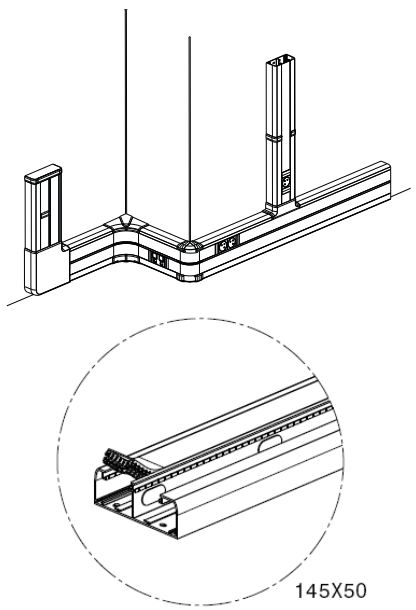
Wiring capacity

Maxi diameter: 38mm
Cross-section: 2442 mm² in each compartment

50x130	Maxi capacity (A/B)	Capacity with Mosaic wiring devices (A/B)
1,5 mm ²	148	65
2,5 mm ²	109	48
4 mm ²	96	42
6 mm ²	71	31
3x1,5 mm ²	21	9
3x2,5 mm ²	16	7
UTP & FTP Cat. 6	48	21

2. RANGE (cont.)

2.1.2.2 50x145



	Cat. nos (body+cover)	Length (m)
	0 756 04	2

Wiring capacity
Maxi diameter: 38mm
Cross-section: compartment A = 2442mm² compartment B = 3024mm²

50x145	Capacité maxi (A/B)		Capacité avec appareillage Mosaic (A/B)	
	A	B	A	B
1,5 mm ²	148	183	65	100
2,5 mm ²	109	135	48	74
4 mm ²	96	119	42	65
6 mm ²	71	88	31	48
3x1,5 mm ²	21	26	9	14
3x2,5 mm ²	16	19	7	10
UTP & FTP Cat. 6	48	60	21	33

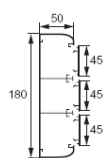
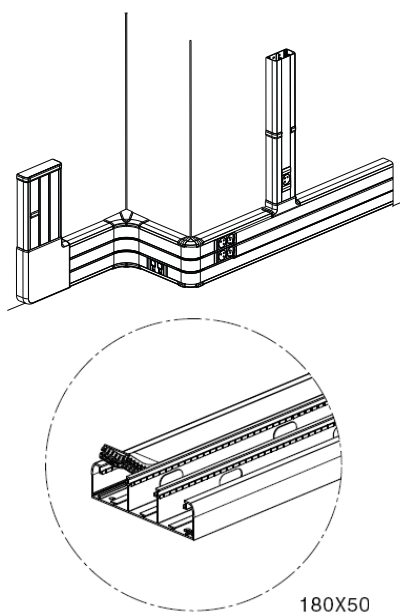
Flexible cover snap-on DLP trunking

Cat. no(s) : 0 105 80 - 0 110 20/22/24 - 0 310 69 - 0 756 01 to 04/06/08/09/11 to 14/16/21 to 24/26 - 0 756 31 to 34/36/41 to 44/46/61 to 63/66/67/69/71/72/75/76/81 /88/90 - 0 765 42/46 - 0 771 00L - 0 772 02/03/22/32L/33L/42/43 - 0 791 65L/76L - 0 794 61 L

2. RANGE (cont.)

2.1.3 - 3 Compartments trunking

2.1.3.1 50x180



Cat. nos (body+cover)	Length (m)
0 756 06	2
0 110 24	2,50

Wiring capacity

Maxi diameter: 38mm

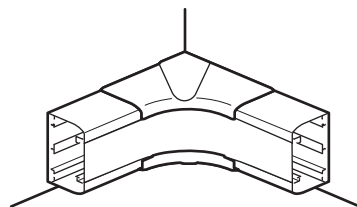
Cross-section: 2442 mm² compartiment A/C - 1950 mm compartiment B

50x180	Maxi capacity		Capacity with Mosaic wiring devices	
	A/C	B	A/C	B
1,5 mm ²	148	118	65	35
2,5 mm ²	109	87	48	26
4 mm ²	96	76	42	22
6 mm ²	71	55	31	16
3x1,5 mm ²	21	17	9	5
3x2,5 mm ²	16	12	7	3
UTP & FTP Cat. 6	48	38	21	11

2. RANGE (cont.)

2.2 Finishing accessories

2.2.1 Internal angles



White color.

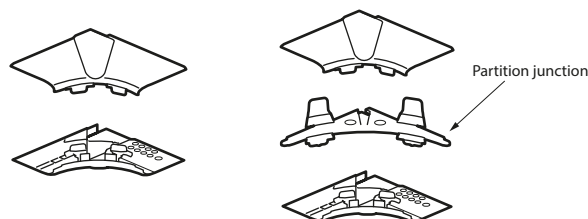
Allows the internal junction of two trunking pieces of the same section :




- avoids miter cutting on the trunking
- maintains the protection index (IP)

The internal angles ensure the continuity of the flexible cover over the angles, so no need to cut cover, and more aesthetic.

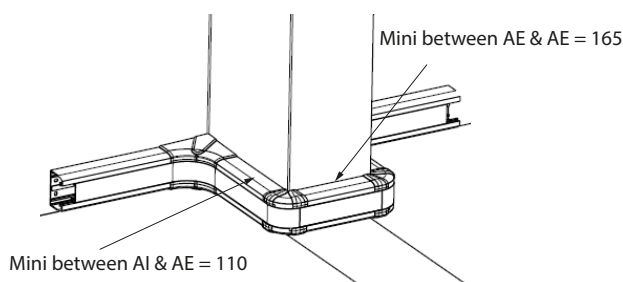
Allows for variable internal angles from 80° to 100°.

The internal angles include 2 elements for 1 compartment trunking, 3 elements for trunking 2 compartments (1 partition junction) and 4 elements for trunking 3 compartments (2 partition junctions).



Internal angles Cat. nos		for trunking		
		section	com- part- ment number	Cat. nos
	0 756 21	50x80	1	0 756 01/0 110 20
	0 756 22	105x50		0 756 02
	0 756 23	130x50	2	0 756 03/0 110 22
	0 756 24	145x50		0 756 04
	0 756 26	180x50	3	0 756 06/0 110 24

Mini dimensions (in mm) to be respected between internal/external angle or external/external angle

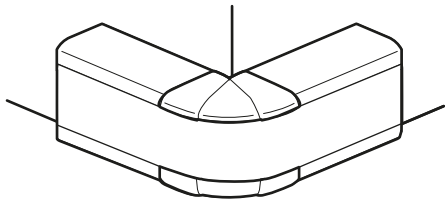


Flexible cover snap-on
DLP trunking

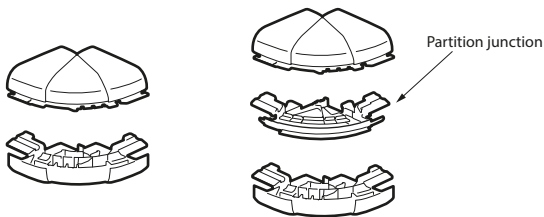
Cat. no(s) : 0 105 80 - 0 110 20/22/24 - 0 310 69 - 0 756 01 to 04/06/08/09/11 to 14/16/21 to 24/26 - 0 756 31 to 34/36/41 to 44/46/61 to 63/66/67/69/71/72/75/76/ 81/88/90 - 0 765 42/46 - 0 771 00L - 0 772 02/03/22/32L/33L/42/43 - 0 791 65L/76L - 0 794 61 L

2. RANGE (cont.)

2.2.2 External angles

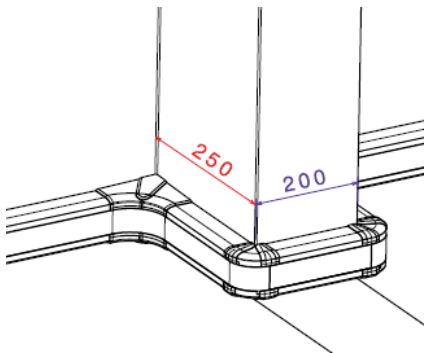


White color.
Allows the external junction of two trunking pieces of the same section :
- avoids miter cutting on the trunking
- maintains the protection index (IP)
The external angles ensure the continuity of the flexible cover over the angles, so no need to cut cover, and more aesthetic.
Allows for variable external angles from 85° à 120°
The external angles include 2 elements for 1 compartment trunking, 3 elements for trunking 2 compartments (1 partition junction) and 4 elements for trunking 3 compartments (2 partition junctions).



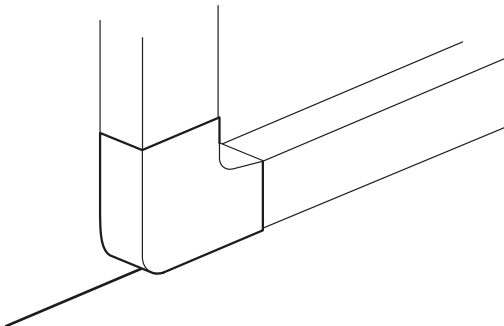
External angles Cat. nos		for trunking		
		section	compart- ment number	cat. nos
	0 756 31	50x80	1	0 756 01/0 110 20
	0 756 32	105x50		0 756 02
	0 756 33	130x50	2	0 756 03/0 110 22
	0 756 34	145x50		0 756 04
	0 756 36	180x50	3	0 756 06/0 110 24

Mini dimension in mm to be respected allowing the installation of angle inter/exter: (in the case of bypassing a pole, for example.)

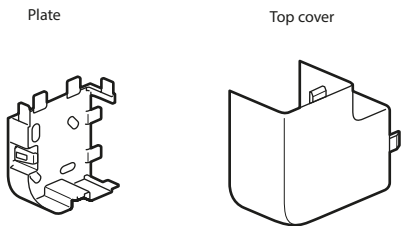


2. RANGE (cont.)

2.2.3 Flat angles



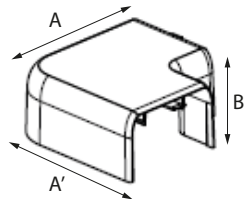
White color.
Allows the flat junction of two trunking pieces of the same section :
- avoids miter cutting on the trunking
- preserves the distribution of the various currents
- maintains the protection index (IP)
Assembly on the trunking with or without partition.
Flat angles are not variable 90°.
The flat angles include 2 elements.



Flat angle Cat. nos	pour goulottes		
	section	compart- ment number	cat. nos
0 756 41	50x80	1	0 756 01/0 110 20
0 756 42	105x50		0 756 02
0 756 43	130x50	2	0 756 03/0 110 22
0 756 44	145x50		0 756 04
0 756 46	180x50	3	0 756 06/0 110 24

Top cover dimensions

	A	A'	B
L 80	123,3	123,3	52,3
L 105	148,3	148,3	
L 130	175,3	175,3	52,8
L 145	187,8	187,8	
L 180	226,7	226,7	

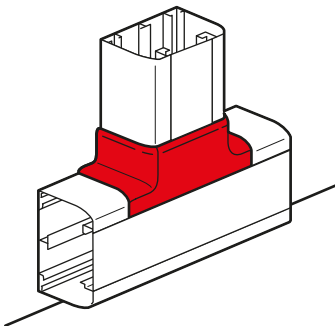


Flexible cover snap-on DLP trunking

Cat. no(s) : 0 105 80 - 0 110 20/22/24 - 0 310 69 - 0 756 01 to 04/06/08/09/11 to 14/16/21 to 24/26 - 0 756 31 to 34/36/41 to 44/46/61 to 63/66/67/69/71/72/75/76/81 /88/90 - 0 765 42/46 - 0 771 00L - 0 772 02/03/22/32L/33L/42/43 - 0 791 65L/76L - 0 794 61 L

2. RANGE (cont.)

2.2.5 Flat junction for 80 & 105 mm wide trunking



- White color.
- Allows the T junction of two trunking pieces of the same section
- maintains the protection index (IP)
- Allows T flat junction

Flat junction for 80 mm wide trunking:

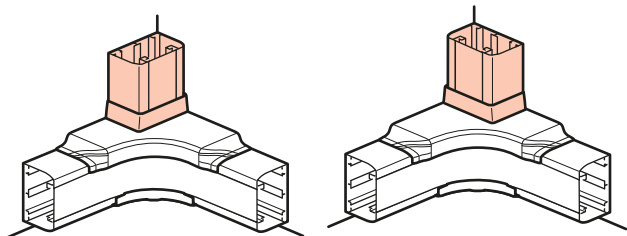
Cat. nos	for trunking
<div> <div>80 mm</div> </div>	0 756 01 - 0 110 20
0 756 71	
0 756 72	0 756 02 & 756 04 downward(1)

Flat junction for 105 mm wide trunking:

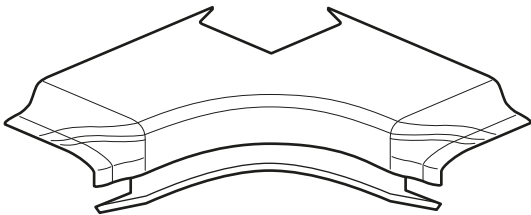
Cat. nos	for trunking
<div> <div>105 mm</div> </div>	0 756 03/06 - 0 110 22/24 & 0 756 04 upward (2)
0 756 75	
0 756 76	0 756 02 & 756 04 downward (1)

2. RANGE (cont.)

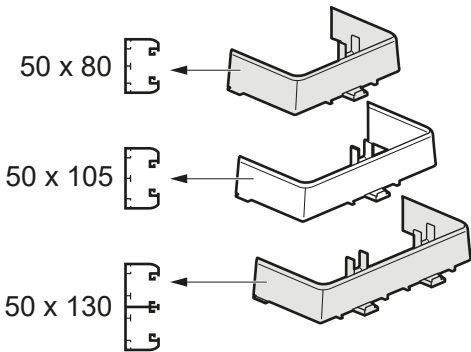
2.2.6 Angled junction cat. no 0 756 81



- White color.
- Allows the junction in an angle of 2 trunkings:
 - preserves the distribution of the various currents
 - maintains the protection index (IP)
- Must be used in conjunction with internal angle.
- Allows the junction in an internal angle on right or left hand side wall I with snap-on trunking 50x80 mm, 50x105 mm or 50x130 mm.



Angled junctions include 3 junction elements for the trunking of your choice:

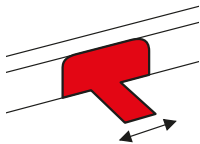


Flexible cover snap-on
DLP trunking

Cat. no(s) : 0 105 80 - 0 110 20/22/24 - 0 310 69 - 0 756 01 to 04/06/08/09/11 to 14/16/21 to 24/26 - 0 756 31 to 34/36/41 to 44/46/61 to 63/66/67/69/71/72/75/76/ 81/88/90 - 0 765 42/46 - 0 771 00L - 0 772 02/03/22/32L/33L/42/43 - 0 791 65L/76L - 0 794 61 L

2. RANGE (cont.)

2.2.7 Junction with floor duct cat. no 0 756 88

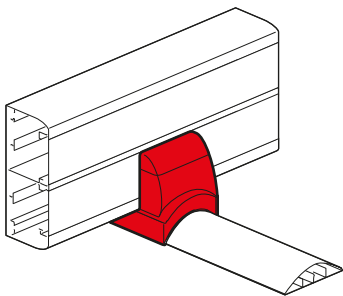


50x12 / 92x20 mm

White color.

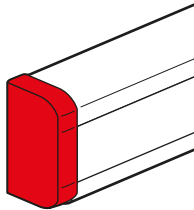
Allows the junction with a floor duct size 50x12 mm or 92x20 mm:
- preserves the distribution of the various currents
- maintains the protection index (IP)

Junction with floor duct have 2 elements (1 element for snap-on the trunking and 1 element for snap-on with the floor duct).



2. RANGE (cont.)

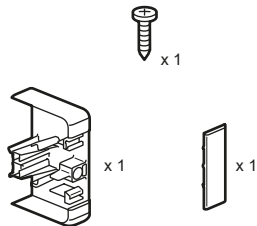
2.2.8 End cap



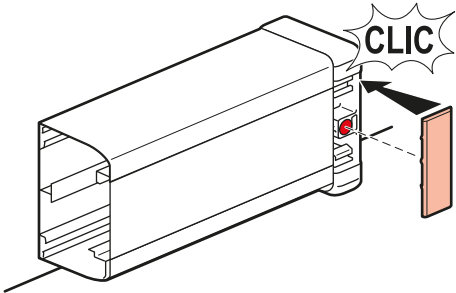
White color.

Allows to close the end of the body:
- maintains the protection index (IP)
- improvement of aesthetics (covering of the cut)
- left or right end cap
Installation on the body by fitment and screwing.

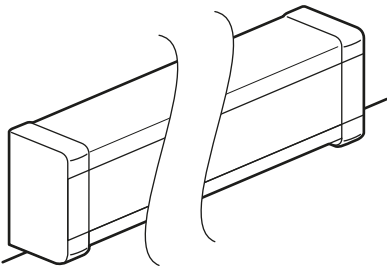
The end cap is delivered with a screw and a closing piece.



To be installed from the front and not from the side (requiring more space). Equipped with a closing piece that facilitates intervention on the trunking by providing easy access to the compartments.

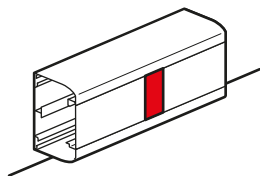


Cat. nos	for trunking
0 756 11	0 756 01/0 110 20
0 756 12	0 756 02
0 756 13	0 756 03/0 110 22
0 756 14	0 756 04
0 756 16	0 756 06/0 110 24



2. RANGE (cont.)

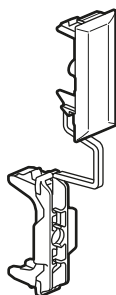
2.2.9 Cover joint cat. no 0 756 69



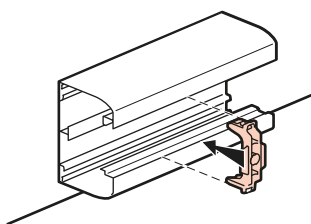
White color.

Allows:

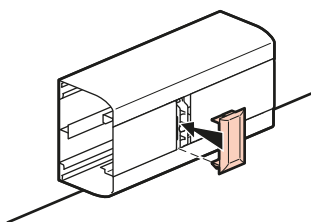
- the end to end junction of two 45 mm covers
- maintains the protection index (IP)
- improvement of aesthetics (covering of the cut)



Snap on of the joint plate on trunking & snap on of the joint finishing piece on its plate.

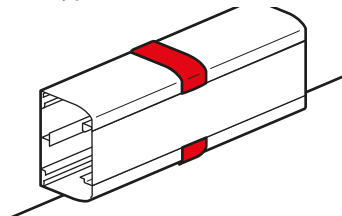


By removing the finishing piece of the cover joint, it allows easy access to the cover for removal, thus facilitating intervention in the compartment.



2. RANGE (cont.)

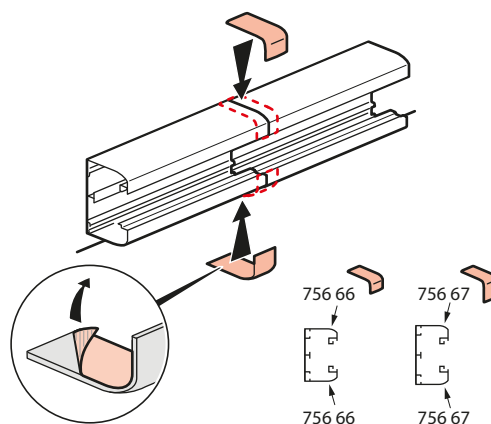
2.2.10 Stick-on body joint cat. nos 0 756 66/67



White color.

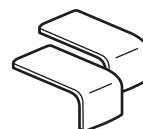
Allows:

- the end to end junction of two same section trunkings
- maintains the protection index (IP)
- improvement of aesthetics (covering of the cut)
- fixing by adhesive, to be installed at the end of the installation



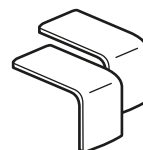
Cat. no 0 756 66

Stick-on body joint for trunking with small sides of 17mm (50x80, 50x130 and for upper side of 50x145 & 50x180)



Cat. no 0 756 67

Stick-on body joint for trunking with larges sides of 29 mm (50x105 and for lower side of 50x145)

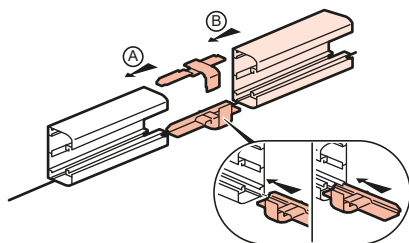


Flexible cover snap-on DLP trunking

Cat. no(s) : 0 105 80 - 0 110 20/22/24 - 0 310 69 - 0 756 01 to 04/06/08/09/11 to 14/16/21 to 24/26 - 0 756 31 to 34/36/41 to 44/46/61 to 63/66/67/69/71/72/75/76/ 81/88/90 - 0 765 42/46 - 0 771 00L - 0 772 02/03/22/32L/33L/42/43 - 0 791 65L/76L - 0 794 61 L

2. RANGE (cont.)

2.2.11 Fishplate body joint cat. nos 0 756 61/62/63



White color.

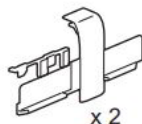
Allows:

- A perfect alignment of two bodies of the same section, the fixation of the second body by one person, and ensures, thanks to the joint, the aesthetic finish between the two bodies by masking the joint
- maintains the protection index (IP)
- improvement of aesthetics (covering of the cut)

Set of 2

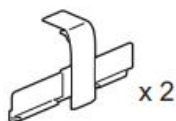
Cat. no 0 756 61

Fish plate body joint for trunking with small sides of 17 mm 50x80, 50x130 or 50x180



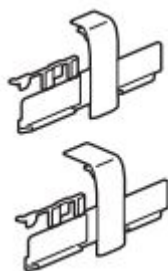
Cat. no 0 756 62

Fish plate body joint for trunking with large sides of 29 mm 50x105



Cat. no 0 756 63

Fish plate body joint for asymmetric trunking 50x145
Set of 2 (1 fishplate body joint L17 + 1 fishplate body joint L29)



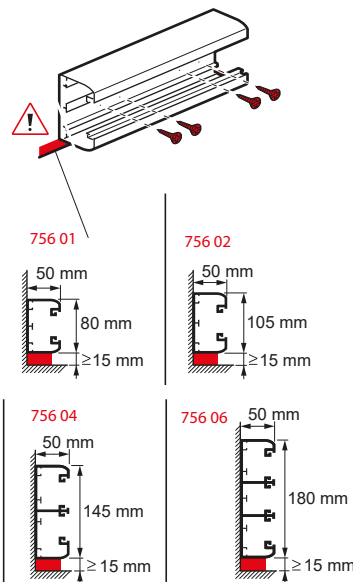
2. RANGE (cont.)

2.3 Other accessories

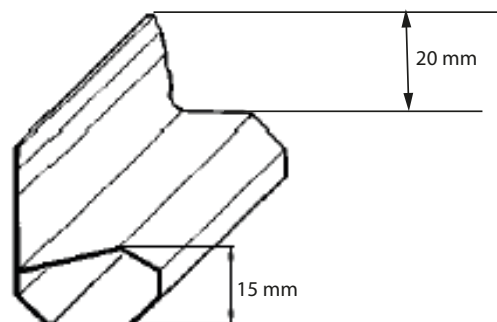
2.3.1 Height spacer cat. no 0 105 80

Length 2m, color anthracite grey

For fitting 15mm from the ground in accordance with standard NF C 15-100 (when installing mains voltage wiring accessories and/or using wires)



Dimensions



Flexible cover snap-on DLP trunking

Cat. no(s) : 0 105 80 - 0 110 20/22/24 - 0 310 69 - 0 756 01 to 04/06/08/09/11 to 14/16/21 to 24/26 - 0 756 31 to 34/36/41 to 44/46/61 to 63/66/67/69/71/72/75/76/81 /88/90 - 0 765 42/46 - 0 771 00L - 0 772 02/03/22/32L/33L/42/43 - 0 791 65L/76L - 0 794 61 L

2. RANGE (cont.)

2.3.2 Extra partition cat. no 0 756 09



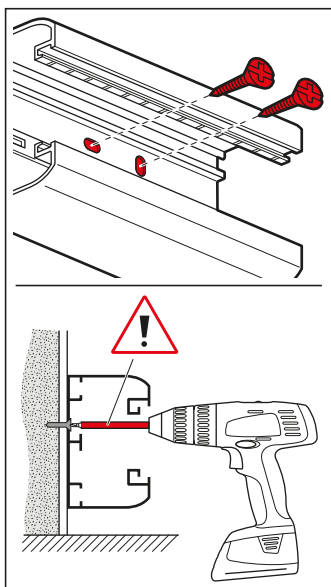
Delivered in length of 2m
White Color.

For the separation of various types of currents allows (sector, telephone, data processing...)

Fixing on the trunking body by clipping.

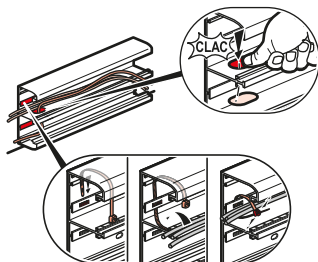
Possibility to adapt removable partitions (for the separation of the currents in the same compartment).

Bodies' bottoms equipped with holes for fixing, facilitating the leveling of the trunking (verticality/inclination) only on the trunking 50x80 cat. no 0 756 01/0 110 20 and on the trunking 50x105 cat. no 0 756 02.



-Serrated bodies at the ends associated with the Soluclip accessory (wiring devices delivered equipped with the Soluclip accessory).
for getting the anti-slip function.

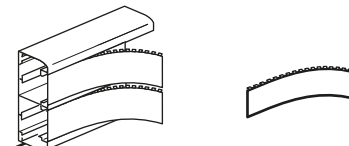
Partition hole specifications: makes easier the cabling between two compartments.



The "T" pieces at the bottom of the duct are equipped with holes allowing the passage of a clamp for retaining cables inside the compartment.

2. RANGE (cont.)

2.3.3 Flexible cover cat. no 0 756 08



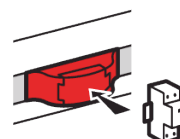
Delivered in length of 2m.

White color.

Cut out using a saw (standard hacksaw)

Fixing on the trunking body by clip-on.

2.3.4 Support for rail modular wiring devices cat. no 0 310 69



White color.

Dimensions : 90mmx45mmx41 mm (the top of transparent lid)

Allows installation of Lexic modular.

Flexible cover snap-on
DLP trunking








Cat. no(s) : 0 105 80 - 0 110 20/22/24 - 0 310 69 - 0 756 01 to 04/06/08/09/11 to 14/16/21 to 24/26 - 0 756 31 to 34/36/41 to 44/46/61 to 63/66/67/69/71/72/75/76/ 81/88/90 - 0 765 42/46 - 0 771 00L - 0 772 02/03/22/32L/33L/42/43 - 0 791 65L/76L - 0 794 61 L

2. RANGE (cont.)

2.4 Wiring devices for flexible cover snap-on trunking

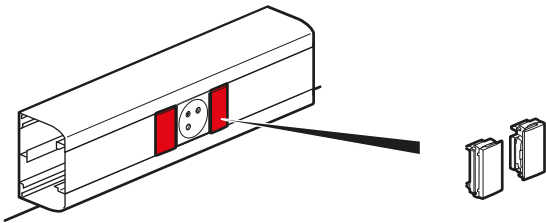
2.4.1 Sockets
are fitted with the Soluclip accessory

Cat. nos




		Standard	Tamperproof	Red	Matt Black
2 x 2P+E		0 772 02	0 772 22	0 772 42	0 772 32L
3 x 2P+E		0 772 03	-	0 772 43	0 772 33L
2 x RJ 45 Cat. 6 - FTP		0 765 46			-
2 x RJ 45 Cat. 5e - FTP		0 765 42			-
1 x RJ 45 Cat. 6 - UTP		-	-	-	0 794 61L
1 x RJ 45 Cat. 6 - FTP		-	-	-	0 791 65L
1 x RJ 45 Cat. 6 - STP		-	-	-	0 791 76L

2. RANGE (cont.)

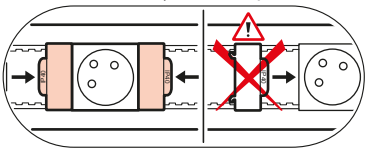
2.4.2 Soluclip accessory : anti-slip & anti-pullout of the wiring de-
vices size 45 cat. no 0 756 90



White color.
Set of 2 pieces.
Allows :
- anti-slip
- anti-pullout
- perfect finish
- respect of the degree protection (IP4X)

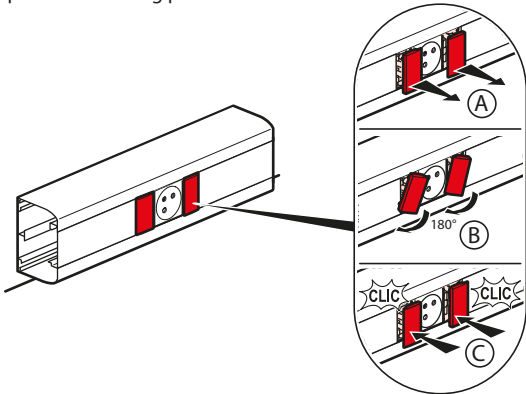
	 N 45 mm
	
1 x 0 756 90	1 → 4
2 x 0 756 90	5 → 8
3 x 0 756 90	9 → 12
4 x 0 756 90	13 → 16

Be careful with the installation way of soluclip.



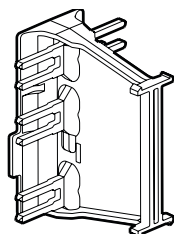
Installation principle for sockets for snap-on trunking :

A= disengage the finishing piece
B= rotate the finishing piece by 180°
C= snap on the finishing piece



2. RANGE (cont.)

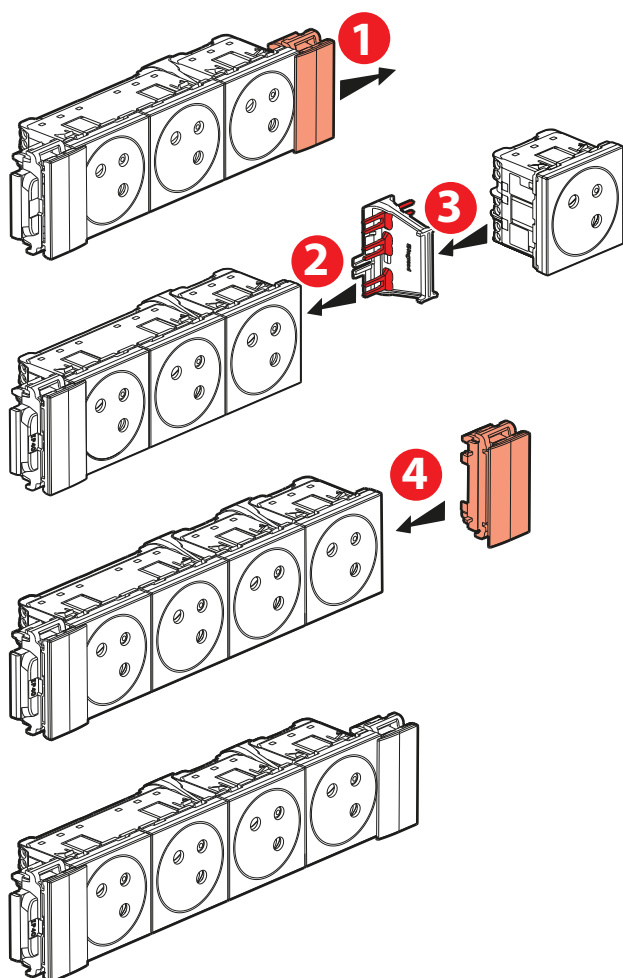
2.4.3 2 P+E Mosaic Link fast connector cat. 0 771 00 L



Simple, intuitive tap-off from 2 sockets or 2 Mosaic Link socket blocks with or without Soluclip for snap-on trunking. Equipped with a finish cover.

White color.

For additionnal sockets:



Flexible cover snap-on DLP trunking

Cat. no(s) : 0 105 80 - 0 110 20/22/24 - 0 310 69 - 0 756 01 to 04/06/08/09/11 to 14/16/21 to 24/26 - 0 756 31 to 34/36/41 to 44/46/61 to 63/66/67/69/71/72/75/76/ 81/88/90 - 0 765 42/46 - 0 771 00L - 0 772 02/03/22/32L/33L/42/43 - 0 791 65L/76L - 0 794 61 L

3. TECHNICAL CHARACTERISTICS

Classification of trunking EN 50085-2-1

6.2 Resistance to impact for installation and application	2.0J
6.3 Minimum storage and transport temperature	- 25°C
6.3 Minimum installation and application temperature	- 5°C
6.3 Maximum application temperature	+ 60°C
6.4 Resistance to flame propagation	Non-flame propagating
6.5 Electrical continuity characteristic	Without electrical continuity characteristic
6.6 Electrical insulating characteristic	With electrical insulating characteristic
6.7 Degrees of protection provided by enclosure	IP40
6.9 The system access cover retention	With a tool
6.101 The position when surface mounted	Surface-mounted on the wall
	Surface-mounted on the ceiling
	Surface-mounted on the wall and supported by the floor (with ref 10580)
Protection against mechanical shocks	Type 1
Tension assignée	500 V
Protection contre les chocs mécaniques	IK 07

Compositions and functions of trunking (1 system per line) EN 50085-2-1

Flexible cover snap-on DLP trunking			End cap
Body + cover	Cat. nos	Section (mm ²)	
50x80	0 756 01/0 110 20	2934	0 756 11
50x105	0 756 02	4098	0 756 12
50x130	0 756 03/0 110 22	2442/2442	0 756 13
50x145	0 756 04	2442/3024	0 756 14
50x180	0 756 06/0 110 24	2442/1950/2442	0 756 16

Fire resistance of profiles according to IEC 60695-2-4.
1 kW burner, 60 seconds application, 30 seconds extinction.

Fire resistance of accessories according to IEC 60695-2-1.
Incandescent wire: 650°C, 30 seconds.

Possibility to install fluid conduits (heating type) in a separate compartment (T° below 60°C).

Possibility to install gas pipes in a separate profile.

4. MATERIAL CHARACTERISTICS

The trunkings, covers and partitions are in PVC white RAL 9003.

Plastic accessories are in plastic ABS white RAL 9003.