





















LIGHT MANAGEMENT IS VIVARES

OVERVIEW OF DALI-2 LIGHT MANAGEMENT SYSTEMS



























LEDVANCE

CLICK HERE TO VIEW ALL ZIGBEE SOLUTIONS



<div></div>		MULTI ZONE SOLUTIONS (recommended for up to 1 000 m²)	SINGLE ZONE SOLUTIONS (recommended for up to 200 m²)									
		CONTROL UNITS / APPS		CONTROL UNITS / APPS								
		<div></div> <div>FLEX CU IoT DALI-2 HCL TW</div>	<div></div> <div>FLEX CU FLUSH MOUNT DALI-2 TW</div>		<div></div> <div>FLEX CU DALI-2 TW</div>	<div></div> <div>FLEX CU RTC DALI-2 HCL TW</div>	<div></div> <div>MCU TOUCH DALI-2</div>	<div></div> <div>MCU TOUCH DALI-2 TW</div>	<div></div> <div>MCU SELECT DALI-2</div>	<div></div> <div>MCU SELECT DALI-2 TW</div>	<div></div> <div>MCU SELECT DALI-2 EXC' TW</div>	<div></div> <div>PCU FM DALI-2 TW</div>
	Components	IoT-ready DALI-2 control unit	DALI-2 control units with Bluetooth interface for App connection			Touch display dimmer		Rotary dimmer		DALI-2 interface for push buttons		
	EAN (GTIN)	4058075841888	4058075841901, 4058075843844		4058075841925		4058075837546, 4058075837560		4058075837485, 4058075837508, 4058075837522		4058075837584	
	Maximum number of luminaires/ components per control unit/system	128	32		32		25 <small>(max. 100 with up to 4 DALI-2 MCU TOUCH versions)</small>		25 <small>(max. 100 with up to 4 DALI-2 MCU SELECT versions)</small>		25 <small>(max. 100 with up to 4 DALI-2 PCU)</small>	
<div></div> System setup	Certified technology	DALI-2	DALI-2		DALI-2		DALI-2		DALI-2		DALI-2	
	Commissioning/Configuration	Software	App		App		Plug & Play		Plug & Play		Plug & Play	
	Manual light control via User-App	●	●		●		●		●		●	
<div></div> Light control options	Dimming	●	●		●		●		●		●	
	TW	●	●		●		● (TW versions)		● (TW versions)		●	
	RGBW	●	●		●						●	
<div></div> Sensor control options	Occupancy	●	●		●		●		●		●	
	Daylight harvesting (DLH)	●	●		●							
<div></div> System functions	Grouping	●	●		●							
	Scene	●	●		●							
	Schedule	●	●		●							
<div></div> Human Centric Lighting	LEDVANCE BIOLUX HCL Curve	●			●							
	LEDVANCE BIOLUX HCL + DLH²	●			●							
<div></div> Online functions	Remote access	●										
	LAN Interconnect	●										
	Cloud/EMMA	●										
<div></div> BMS³ functions	Optional KNX-Interface	●										
	Open API	●										

RECOMMENDED APPLICATION OF LEDVANCE LUMINAIRE FAMILIES, SENSORS, PUSHBUTTON COUPLERS AND DALI-2 SYSTEM EXTENSIONS

OFFICES & MEDICAL PRACTICES  							
	Panel luminaires	Downlights	BIOLUX HCL Tunable White luminaires	Spotlights	Suspended and surface-mounted luminaires (EVERLOOP)	Linear surface luminaires	Wall and ceiling luminaires
	SENSOR DALI-2 LS-PD-6 IR CI	SENSOR DALI-2 LS-PD-8 IR CI	SENSOR DALI-2 LS-PD-40X5 IR CI	SENSOR DALI-2 LS-PD-24 IR CM	* Compatible with sensors having switch mains voltage contact		
SCHOOLS & CLASSROOMS  							
	Panel luminaires	Downlights	BIOLUX HCL Tunable White luminaires	Suspended and surface-mounted luminaires (EVERLOOP)	Linear surface luminaires	Wall and ceiling luminaires	
	SENSOR DALI-2 LS-PD-6 IR CI	SENSOR DALI-2 LS-PD-8 IR CI	SENSOR DALI-2 LS-PD-40X5 IR CI	SENSOR DALI-2 LS-PD-24 IR CM	* Compatible with sensors having switch mains voltage contact		
FACTORIES & WAREHOUSES  							
	Low-bay luminaires (Flex P)	Damp-proof luminaires	Trusys Flex trunking system				
	SENSOR DALI-2 LS-PD-HB-21 IR CM						
DALI-2 SYSTEM EXTENSION COMPONENTS 							
	RELAY DALI-2 RM, RELAY DALI-2 CM	REPEATER DALI-2 RM, REPEATER DALI-2 CM	REPEATER DALI-2 RM, REPEATER DALI-2 CM				



VIVARES LIGHT MANAGEMENT SYSTEMS
BEST ENERGY SAVINGS – BEYOND LED.
A REDUCTION OF GLOBAL WARMING POTENTIAL.

Abbreviations
CU: Control Unit
RTC = Real time clock

Sensor and extension component abbreviations
LS: Light sensor
PD: Presence detection
IR: Infrared
CI: Ceiling installation
CM: Ceiling mounting
HB: High bay
RM: Rail mounting



LIGHT MANAGEMENT IS VIVARES











LEDVANCE

OVERVIEW OF ZIGBEE LIGHT MANAGEMENT SYSTEMS





























CLICK HERE TO VIEW ALL DALI SOLUTIONS



MULTI ZONE	MULTI ZONE SOLUTIONS (recommended for up to 1 000 m²)	SINGLE ZONE	SINGLE ZONE SOLUTIONS (recommended for up to 200 m²)
------------	--	-------------	---

CONTROL UNITS / APPS			
 VIVARES ZB CONTROL		 BIOLUX HCL CONTROL UNIT S ZB	
Manage large lighting installations with ease		Experience quality of light for well-being in small office spaces	
EAN (GTIN)		4058075427488	4058075724624
		200	48
		Zigbee 3.0	Zigbee 3.0
		Software/App	App
 System setup	Maximum number of luminaires/ components per control unit/system		
	Certified technology		
	Commissioning/Configuration		
 Light control options	Manual light control via User-App		
	Dimming	•	•
	TW	•	•
 Sensor control options	RGBW		
	Occupancy	•	•
	Daylight harvesting (DLH)	•	•
 System functions	Grouping	•	•
	Scene	•	•
	Schedule	•	•
 Human Centric Lighting	LEDVANCE BIOLUX HCL Curve	•	•
	LEDVANCE BIOLUX HCL+DLH²	•	•
	Remote access	•	
 Online functions	LAN Interconnect		
	Cloud/EMMA	•	

RECOMMENDED APPLICATION OF LEDVANCE LUMINAIRE FAMILIES, SENSORS, PUSHBUTTON COUPLERS AND DIRECT EASY COMPONENTS

OFFICES & MEDICAL PRACTICES  	 BIOLUX HCL Tunable White luminaires, Downlights, Panel luminaires, Suspended and surface-mounted luminaires (EVERLOOP)			 BIOLUX HCL TW PANEL BIOLUX HCL TW DOWNLIGHT LED STRIPS TW			 BIOLUX HCL TW PANEL BIOLUX HCL TW DOWNLIGHT DOWNLIGHT COMFORT PANEL FLEX PANEL COMFORT PANEL COMFORT 1200 PANEL PROTECT SURFACE CIRCULAR 500 LINEAR SURFACE IP44 LED STRIPS TW				
	 ZIGBEE SENSORS			 ZIGBEE SENSORS			 SENSOR DIRECT LS-PD-7 IR CI ZB				
SCHOOLS & CLASSROOMS  	 ZIGBEE PUSH-BUTTON COUPLER	 MCU SELECT DIRECT	 LED STRIP CONTROL DIRECT				 MCU SELECT DIRECT	 SWITCH KINETIC DIRECT	 LED STRIP CONTROL DIRECT		
	 Linear surface luminaires, Panel luminaires, Suspended and surface-mounted luminaires (EVERLOOP)			 BIOLUX HCL TW PANEL BIOLUX HCL TW DOWNLIGHT LED STRIPS TW			 BIOLUX HCL TW PANEL BIOLUX HCL TW DOWNLIGHT DOWNLIGHT COMFORT PANEL FLEX PANEL COMFORT PANEL COMFORT 1200 PANEL PROTECT SURFACE CIRCULAR 500 LINEAR SURFACE IP44 LED STRIPS TW				
	 ZIGBEE SENSORS			 ZIGBEE SENSORS			 SENSOR DIRECT LS-PD-7 IR CI ZB				
	 ZIGBEE PUSH-BUTTON COUPLER	 MCU SELECT DIRECT	 LED STRIP CONTROL DIRECT				 MCU SELECT DIRECT	 SWITCH KINETIC DIRECT	 LED STRIP CONTROL DIRECT		



VIVARES LIGHT MANAGEMENT SYSTEMS
BEST ENERGY SAVINGS – BEYOND LED.
A REDUCTION OF GLOBAL WARMING POTENTIAL.

Abbreviations
CU: Control Unit
¹ Exchangeable cover
² DLH: Daylight harvesting

Sensor abbreviations
LS: Light sensor
PD: Presence detection
IR: Infrared
CI: Ceiling integration
ZB: Zigbee