


10194000	<b>DATA SHEET</b>	
Valid from: 07.02.2025	<b>EPIC® H-BE 16 SS DR / H-BE 16 BS DR</b>	

## Description

- Standard inserts with screw termination, crimp termination, cage clamp termination and Push-In termination
- The EPIC® H-BE series is suitable for applications that require a reliable connection when working with high voltages and currents
- Use for railway applications -Brand protection in rail vehicles: test according to EN 45545-2. Requirement sentences R22 and R23. Hazard levels HL1, HL2 and HL3.
- UL tested for control cabinet applications with high SCCR ratings in accordance with UL 508 / UL 2237.



## General Characteristics

Series	H-BE 16: 1-16; 17-32; 17-32 LP
Version 1-16	Male: 10194000; Female: 10195000
Version 17-32	Male: 10202000; Female: 10203000
Wire Protection	Yes
Number of Contacts	16 + PE (32 + 2xPE)
Termination Methods	Screw termination: 0.5 - 2.5 mm <sup>2</sup>
Protection (DIN EN 60529)	IP65
Protection (NEMA 250, UL50E)	4, 12
Temperature Range	-40°C to +100°C, short-term up to +125°C

## Mechanical Characteristics

Cycle of mechanical operation	500
-------------------------------	-----

## Electrical Characteristics

Rated Voltage, IEC	500 V
Rated Voltage, UL	600 V
Rated Voltage, CSA	600 V
Rated Impulse Voltage	6 kV
Rated Current, IEC	16 A
Rated Current, UL	16 A
Rated Current, CSA	16 A
Contact Resistance	< 2 mOhm
Degree of Soiling	3
SCCR	See <a href="#">PVVA2:E483837</a>

## Materials and Surfaces

Contacts	Copper alloy, hard silver-plated
Insulating Body	PC
Flammability Class according to UL 94	V0


## Approvals

UL-Approval, E-File-Number	E75770, E483837
VDE-Approval, VDE-REG.-Nr.	B437

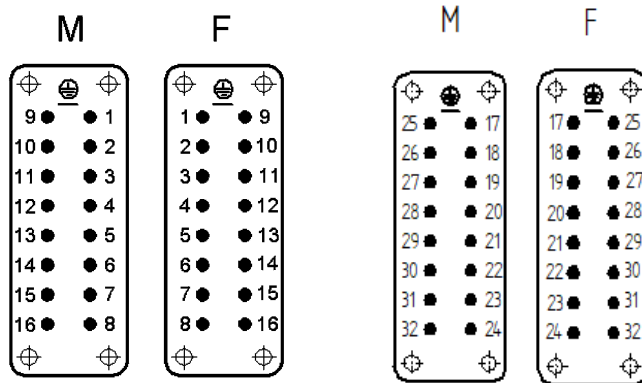
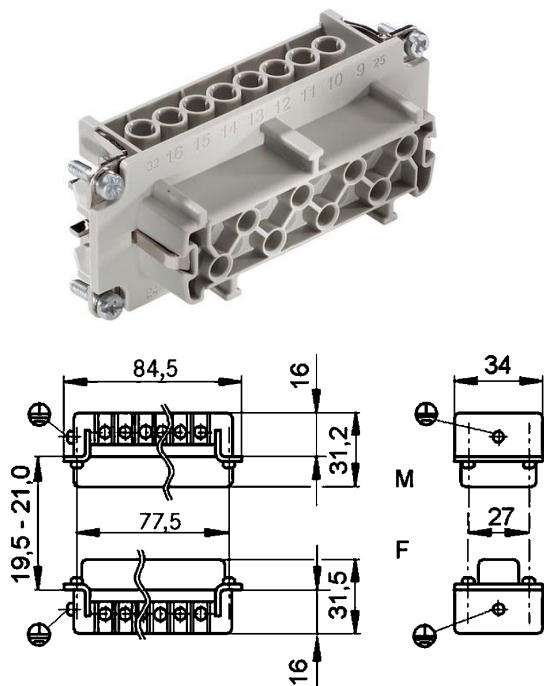
## Standard

Safety/Application Standard	IEC 61984, UL 1977, CSA22.2 182.3, UL 2237
-----------------------------	--

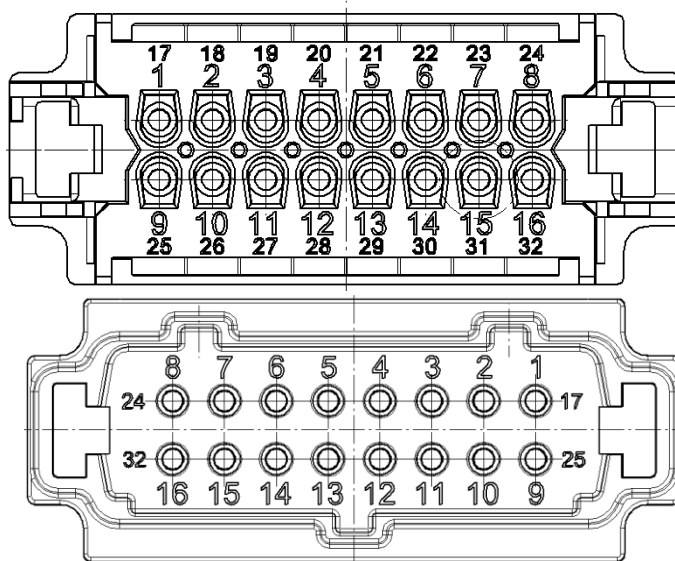
Creator: THB01/BU EPIC Released: IVSE1/BU EPIC	Document: DB10194000EN Version: 07	Page 1 of 2
---	---------------------------------------	-------------

10194000	<b>DATA SHEET</b>	
Valid from: 07.02.2025	<b>EPIC® H-BE 16 SS DR / H-BE 16 BS DR</b>	

## Technical Drawings



Contact configuration, Connection side



EPIC H-BE 16 SS DR 17-32



Industrial machinery and plant engineering



Robust



Temperature-resistant

### Info

Multifunctional insert for versatile applications  
Screw, crimp, cage clamp and Push-In version - freely combinable  
Also as EPIC® H-BE 32 available

### Application range

Mechanical engineering  
Light & sound technology  
Plastics industry

### Remark

Photographs are not to scale and do not represent detailed images of the respective products.